

Ojibwe Probability Stick Game

By Bev Caswell and
Melinda Rody

Materials

- 4 popsicle Sticks per student
- Markers
- Scoring sheet (Appendix A)
- Counters
- Pencil

How to Make the Sticks

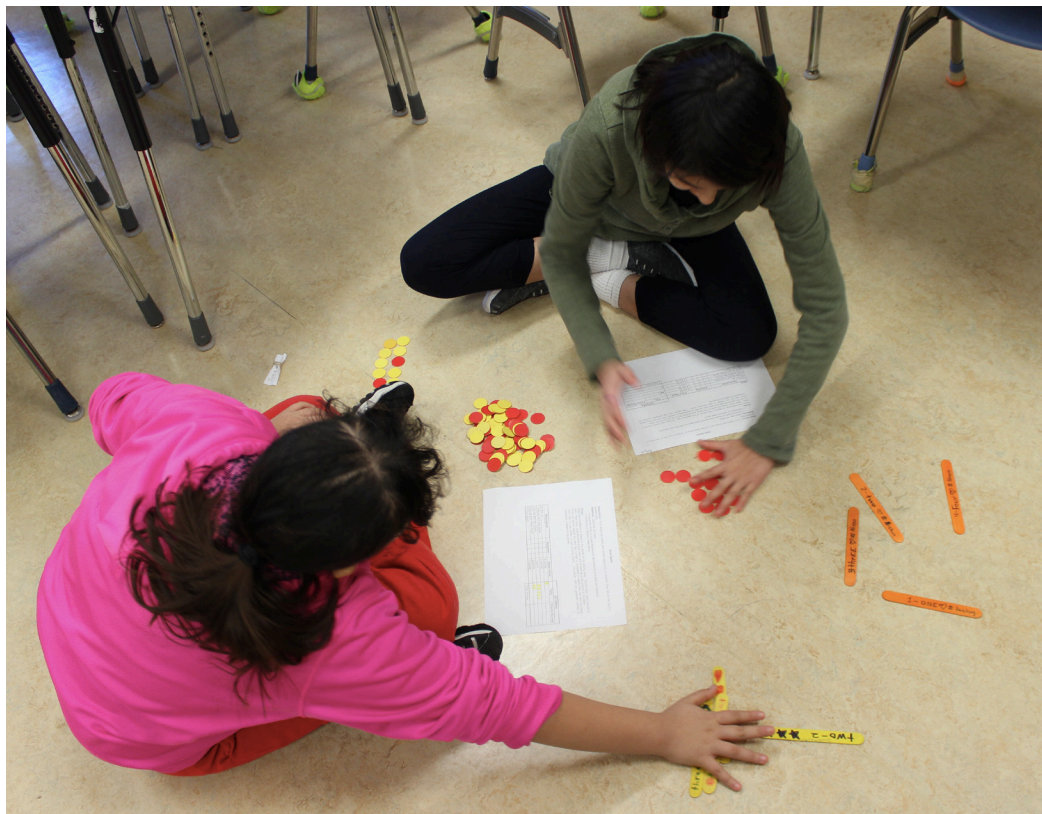
- Grab 4 sticks.
- On only one side of the stick, number them 1 to 4 in Ojibwe.
- You may add other decorations to the numbered side of the stick, but leave one side completely blank.

1 - bezhig 2 - Niizhin 3 - Nisso 4 - Niiwin








How to Play the Game

- Place counters in the centre of your playing area.
- Players take turns dropping their four sticks onto the playing area.
- Once you drop your sticks, mark down a tally mark of your results, and grab that many counters from the centre.
- Each player gets 15 turns each.
- The player with the highest score wins.
- Should there be a tie, players will have a “drop off” to declare the winner.



Appendix A

Ezhinaagok Description		Jake'igan Point Value	Maawadoo'abii'igan Score	
			Maawadoo'abii'ige Tally	Jake'gan Points
	Niiwin ishpimiing 4 up	5		
	Nisso ishpimiing, Bezhig niisi'l 3 up 1 down	2		
	Niizhin ishpimiing, Niizhin niisi'l 2 up 2 down	1		
	Bezhig ishpimiing, Nisso niisi'i 1 up 3 down	2		
	Niiwin niisi'i 4 down	5		
Gakina Jake'ganan Total Points				